

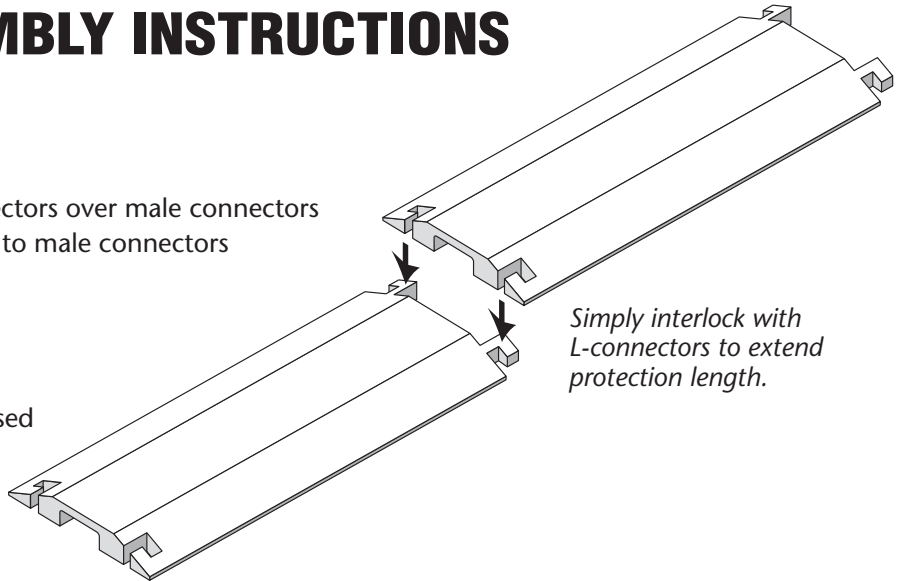
ASSEMBLY INSTRUCTIONS

ASSEMBLY:

- Inspect areas for safety hazards
- Place protector over cables
- Assemble sections by aligning female connectors over male connectors
- Press with foot to secure female connectors to male connectors
- Test installation for intended use
- Periodically inspect installation

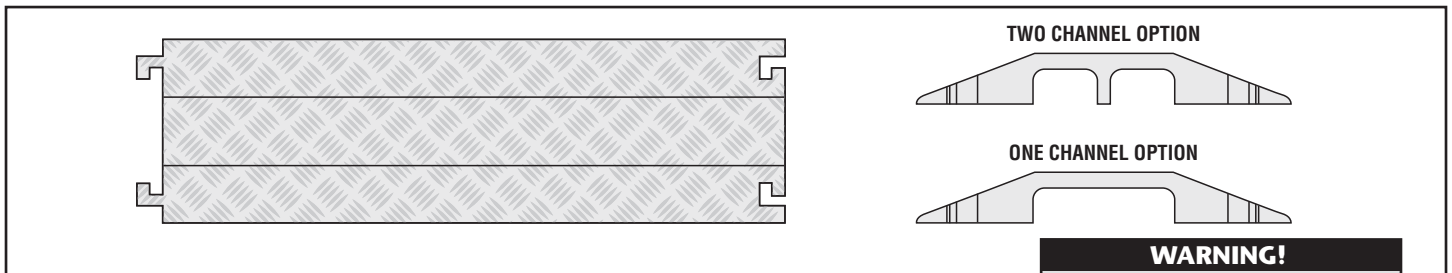
NOTE:

Optional Anti-Slip Rubber Pads can be purchased and easily installed onto FastLane Cable Protectors with recessed holes on the bottom (see illustration below).



Simply interlock with L-connectors to extend protection length.

CABLE/HOSE MANAGEMENT COMPONENTS



WARNING!

▶ Drop over protectors do not prevent abrasion to cable from below.

CHANNEL CAPACITY:

CHANNEL CAPACITY - MAX. DIAMETER INCHES (mm)	
FL1X1.5	1.5 in. (39 mm) width x .5 in. (12.7 mm) height
FL1X4	4 in. (101.6 mm) width x 1 in. (25.4 mm) height
FL2X1.75	1.75 in. (44.5 mm) width x 1 in. (25.4 mm) height

LOAD CAPACITY:

The Cable/Hose Protection System has different load supporting capabilities depending on type of vehicle and temperature. Suitability must be verified by testing under actual conditions.

OPERATING TEMPERATURE:

-40°F to 120°F (-40°C to 48°C)

CHEMICAL RESISTANCE:

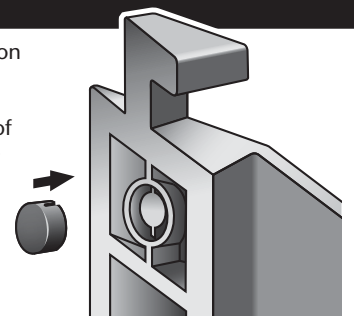
Tested for compatibility with common motor oils, gasoline and diesel fuel. Limited resistance to brake fluids and other chemicals.


MATERIAL:

UV-stabilized polyurethane elastomer

ANTI-SLIP RUBBER PAD KIT ASSEMBLY

To install, align hole and slit on the underside of rubber pad with the recessed hole with post and rib on the bottom of the cable protector. Push the rubber pad completely into the recessed hole and over the post and rib to secure it on the cable protector. Repeat this procedure with all of the rubber pads.





DROP OVER PROTECTORS

CABLE AND HOSE MANAGEMENT SYSTEM INSTALLATION INSTRUCTIONS

FASTLANE® is a cable/hose management system intended to reduce the possibility of damage to cables and hose lines that are subject to pedestrian and vehicular traffic. It is intended for temporary installations only and must be in accordance with all applicable electrical, building and safety codes. DO NOT use connectors or splices within this system.

CAUTION: MISUSE CAN CAUSE ELECTRICAL SHOCK AND INJURY

- DO NOT use as work surface. NO CUTTING, NO DRILLING, NO HAMMERING.
- Use with momentary loads only, DO NOT place ladders, scaffolds, or any type of structure on the system.
- Avoid concentrated loads.
- Use only on a stable surface. Inclined surfaces, slippery surfaces and broken ground can cause injury.
- This system can be a trip hazard to pedestrian traffic if they are unaware of its presence.
- Keep the FASTLANE cable/hose management system clean and bright.
- Load-supporting capacity varies by type of loading conditions and environmental conditions. The load capacity values are listed in the "operating parameters". The load capacity decreased in warm environments. Test before use and inspect periodically.
- Keep various services, communications, fluids and power separated. Limit a channel to one service type.
- Polyurethane is attacked by some chemicals. Always test a small amount for chemical compatibility before using and follow maintenance procedure.
- Vehicular traffic must pass over this system slowly and with caution.

MAINTENANCE

- Store in a clean dry area.
- Inspect system for damage and replace it if damaged. Remove any foreign materials, solids and liquids. Keep clean by using a detergent and water solution.

WARRANTY AND LIABILITY

LIMITED WARRANTY: EJ Safety guarantees the products it manufactures or sells against defects in workmanship and material for a period of one (1) year from the date of shipment or date of invoice, whichever is later. The product must be used, maintained and installed according to the instructions and procedures provided, or this warranty is void. Any alteration or modification of the product will also void this warranty. **EJ SAFETY'S OBLIGATION UNDER THIS WARRANTY IS LIMITED TO THE REPAIR OR REPLACEMENT OF DEFECTIVE PRODUCTS.** No other warranty or remedy shall be provided. This warranty specifically does not guarantee or cover payment or reimbursement of any damages or consequential damages beyond the above.

Any claim under this warranty must be made in writing within twelve (12) months of the date of shipment or the date of invoice, whichever is later. All products returned to EJ Safety under this warranty must be prepaid. If it is determined that the product is defective in material and /or workmanship the repair or replacement will occur, at EJ Safety's option, at no charge and return freight prepaid by EJ Safety. All other return of product to the owner shall be at the owner's expense.

EJ SAFETY AND ITS AUTHORIZED AGENTS, EMPLOYEES AND REPRESENTATIVES SPECIFICALLY AND EXPRESSLY DISCLAIM ANY AND ALL OTHER WARRANTIES, INCLUDING THE WARRANTY OF FITNESS FOR A PARTICULAR PURPOSE AND/OR ANY WARRANTY OF MERCHANTABILITY WHICH MIGHT OTHERWISE BE APPLICABLE UNDER ANY STATE OR FEDERAL LAW.

LIMITED LIABILITY OF EJ SAFETY: EJ Safety and its authorized agents, distributors and representatives *do not guarantee* the performance of any EJ Safety product in the customer's use as the manufacturer is unable to assure proper use by the customer. Proper use by the customer is necessary for the effectiveness of the product, as well as the safety of those using same. The user is solely responsible to determine the suitability of any EJ Safety product for any intended use. The user assumes all risk and liability for use of any EJ Safety product.

User specifically acknowledges receipt of proper instructions regarding the use of the product in the original packaging and disclaims any consequential damages to person or property, damages for loss of use, lost time, loss of profit, lost income, loss of the EJ Safety's product itself and/or other incidental or consequential damages other than as warranted by EJ Safety's limited warranty. User accepts the responsibility of removing from service any product that becomes worn out, unusable, unfit for intended use or defective in any way such as to make the product a potential safety hazard. EJ Safety is unable to undertake such obligations or responsibilities on behalf of the user as the user is in sole possession and control of the product.

© 2009 EJ Safety

#ZIS-FL-EJ
Ver: 2/09

EJ SAFETY

www.cableramps.com

7150 West Roosevelt St • Building B, Suite 149 • Phoenix, AZ 85043 • 623-478-1661 • Fax: 623-478-1619 • TOLL FREE: 866-442-1885